




Historical Returns for periods ending 3/31/2022

	1 year	3 year	5 year	7 year	10 year	15 year
 U.S. Bank Trust Pool	3.0	10.1	8.9	7.6	8.2	6.7
 Morningstar Moderate Allocation	4.3	9.8	8.1	6.8	7.5	5.7
 S&P 500	15.6	18.9	16.0	14.0	14.6	10.3